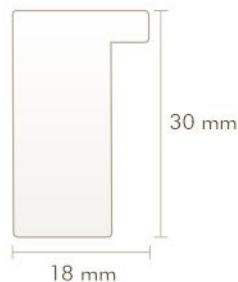


S46YK1 WALL

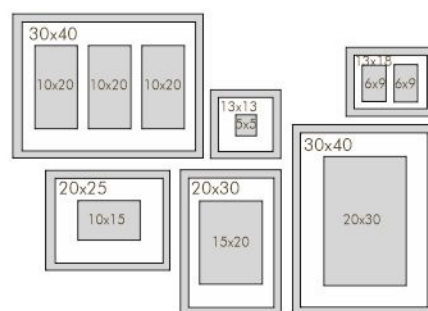
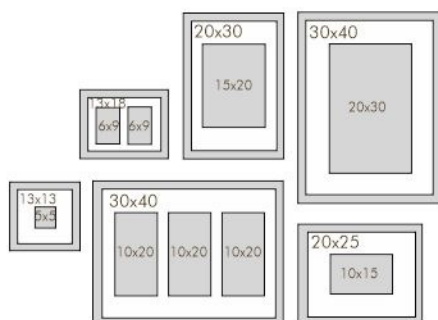
- 1X 13x13
- 1X 13x18
- 1X 20x25
- 1X 20x30
- 2X 30x40



S46YK1



+/- 68x95cm



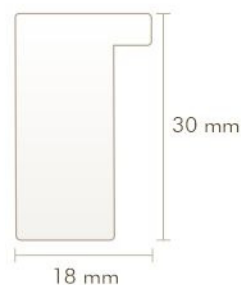
1SET = 101 COMBINATIONS

S46YK2 WALL

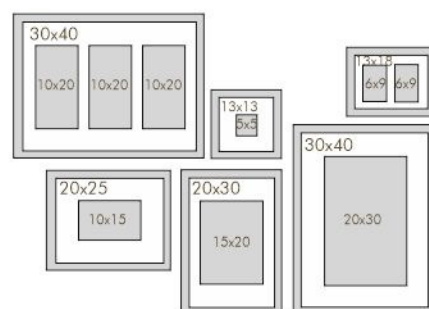
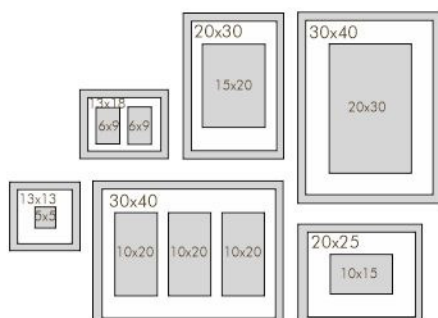
1X 13x13
1X 13x18
1X 20x25
1X 20x30
2X 30x40



S46YK2



+/- 68x95cm



1SET = 101 COMBINATIONS